

# FEATURES & BENEFITS



**TURBO COULTER** - The turbo design allows the blade flute to attack the residue vertically, providing improved cutting, penetration, and decreased hairpinning.



**DROP AXLE** - The greaseless anti-rotational pivot pin virtually eliminates wear in the drop axle pivot.



**RUBBER MOUNTED BEARINGS** - Greaseable heavy-duty self aligning gang bearings provide excellent wear life and outstanding rock protection.




**HYD. WEIGHT TRANSFER** - Transfer valve transfers weight from center to wings providing even, constant down pressure to the full width.

# Leading the Pack

The Series II Turbo-Till builds on the solid reputation of the original Turbo-Till as the most versatile vertical tillage tool available. It utilizes two ranks of our exclusive turbo coulters to aggressively chop residue without hairpinning. Turbo-Till effectively manages residue and reduces compaction in a wide range of conditions, providing a consistent well prepared seedbed for planting. Improvements to the Series II include 3 inch C-shank standards and heavy-duty

rubber mounted gang bearings as standard equipment. New 12, 15, 18 and 24 foot working widths have been added to the 30 and 40 foot models to better fit available horsepower. Current uses include warming and drying cool wet soils, incorporating animal waste and preparing a consistent well prepared seed bed for planting. Turbo-Till is also an excellent fall tool to size and incorporate residue to begin the decay process.


## Tillage Pass



**TURBO-TILL** - Turbo Coulters combined with Patented Rolling Spike Harrows create a smooth level surface on top of the ground and at the planting depth ensuring your planter runs smooth and seed is precisely placed into a firm seedbed for quick emergence.




**SPRING COULTERS** - Spring coulters raise and lower (vibrate) as soil density varies leaving a rough, uneven sub-surface. A planter following a spring coulters machine has a tough time placing seed accurately.




**CONCAVE FLUTED COULTERS** - Concave fluted coulters/disks may look like Turbo Coulters but they move soil horizontally causing compaction. Concave blades running at an angle cause ridging at high speeds. The uneven sub-surface results in poor seed placement and emergence.


## Planter Pass



Smooth



Rough



Rough & Compacted



# ATTACHMENTS



Rolling Harrow & Reel



**MODELS** 1200TT  
1500TT  
1800TT  
2400TT  
3000TT  
4000TT



*2400TT Model Shown With Options Included*

