

Installation Instructions



Row Unit 1999 Seed-Lok Option

Used with:

- RU99
- SRU99



When you see this symbol, the subsequent instructions and warnings are serious - follow without exception. Your life and the lives of others depend on it!

General Information

These instructions explain how to install the Seed-Lok. The Seed-Lok wheels mount on the row-unit bodies and firm seeds into the seedbed for more even plant emergence.

These instructions apply to:

404-093K Seed Lok 99 Row Unit

Manual Update

Refer to the drill operator's manual for detailed information on safely operating, adjusting, troubleshooting and maintaining the Seed-Lok. Refer to the parts manual for part identification.

- PT1230 Operator's Manual 401-069M-B
- PT6030 and PT8030 Operator's Manual 401-032M-B
- 60303P and 80303P Operator's Manual 401-008M-A
- RU1999 and SRU1999 Parts Manual. 404-086P


Before You Start

Page 4 is a detailed listing of parts included in the Seed-Lok package. Use this list to inventory parts received.

Assembly Instructions

To install Seed-Lok on one row unit:

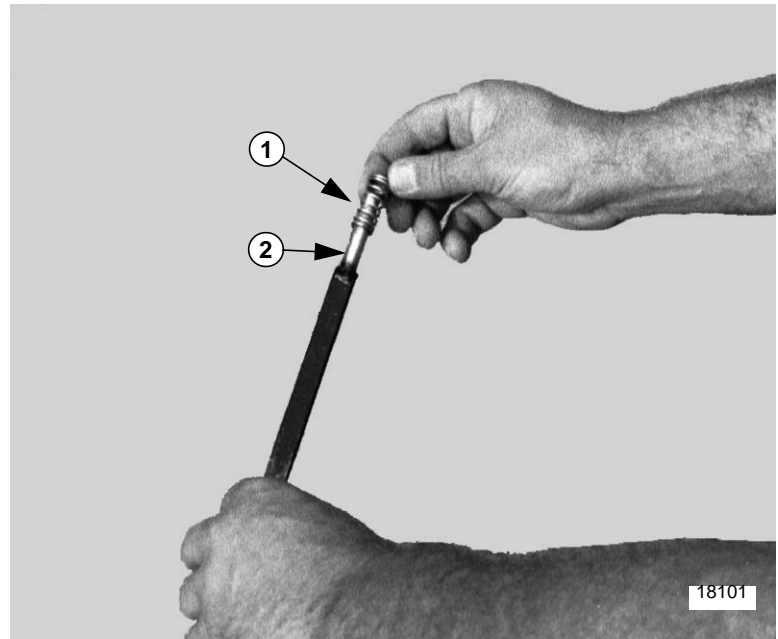
1. Remove side-depth wheels from row unit by loosening and removing pivot bolt on wheel arm (1).
 2. Remove one disk (2) from the row unit.
- NOTE: Notice how many shim washers are used on the disk. You must replace the disk with the same number of shim washer.
3. Remove bolts (3) holding disk scrapers on row-unit body.




18100

Assembly

4. Place spring (1) over recessed end of lock rod (2).




5. Install lock rod through hole in top of row-unit body, with spring at top. Assemble lever (1) onto top of rod with cotter pin (2).





Assembly

6. Place firming wheel and arm into row-unit body. Use nuts and bolts removed in step 3 to secure wheel arm and disk scrapers onto row-unit body.



7. Replace disk and side-depth wheels.
8. For Seed-Lok lockup instructions, refer to the planter operator's manual.



Listing of Parts

404-093K Seed-Lok 99 Row Unit

Your Kit Includes:

Qty.	Part No.	Part Description
1	206-010D	JD KINZE SEED LOK LOWER MOU
1	206-011D	SEED LOK PIVOT PIN
1	206-014S	6 GROOVED SEED LOK ASSEMBLY
1	404-061D	SEED LOK WHEEL ARM
1	404-088H	LOCK ROD WELD
1	404-144D	SEED LOK MOUNT
1	404-145D	LEVER, SEED LOK
2	800-166C	SNAP RING 1/2 EXTERNAL HEAV
1	801-078C	SCR HX SKT BUT CP 3/8-16X3/
2	802-092C	RHSNB 5/16-18X3/4 GR5
2	803-043C	NUT HEX WHIZ 5/16-18 PLT
1	804-078C	WASHER INTERNAL STAR 3/8 PL
2	804-112C	WASHER 1.5 X.51 X.187
1	805-045C	PIN COTTER 5/32 X 1 1/4 LG
1	807-106C	SPRING.540 O.D.X 1 1/4 +
1	807-125C	SPRING EXT 1 X 4 X.135 WD